

IPC-P2116

16-port RS-422 / 485 Universal PCI



Introduction

SUNIX IPC-P2116, industrial standard universal PCI serial communication card, allows users to expand sixteen RS-422/485 ports on PC-based system. Each serial port achieves data rates up to 921.6 Kbps and utilizes 16C950 UART with an on-chip 128-bytes hardware FIFO buffer for reliable, high-speed serial I/O. With SUNIX patented Auto-Switching RS-422/485 and RS-485 AHDC™ technology, user can easily manage different serial interfaces selection and RS-485 signal direction control. Under RS-485 mode, the board can connect up to 31 daisy-chained RS-485 devices within a range of 1.2 km. SUNIX serial board supports a wide variety of operating systems, including Windows, Linux, and DOS. It is the best serial communicating solution for industrial and harsh environment applications.

Features

- Expands 16 independent RS-422/485 serial ports with communication speeds up to 921.6Kbps
- High reliability SUN1999 16C950 compatible UART controller on-board.
- Compliance with PCI 33MHz Ver 3.0, 2.3, 2.2 & 2.1 specifications
- Supports both 64-bit & 32-bit PCI bus slot and 3.3V & 5V power
- RS-422/485 auto detect and switching technology – jumper and software free
- AHDC/CS™ technology for collision free communication
- Ultra low power consumption design for Green Environment.
- Built-in 15KV ESD protection for all serial signals meets IEC1000-4-2 standard.
- Plug-n-Play, I/O address and IRQ assigned by BIOS
- Certified by CE, FCC, RoHS, and Microsoft WHQL approval
- Support Microsoft Windows, Linux, and DOS

Specifications

Serial Communication

Interface	RS-422/485	Baud rate	50bps ~921.6Kbps
Controller	SUNIX SUN1999 (16C950 UART Compatible)	Stop bit	1, 1.5, 2
BUS	Universal PCI 64/32bit 3.3V/5V PCI Ver 3.0, 2.3, 2.2, 2.1	Parity	even, odd, none, mark, space
No. of Port	16-port	Flow Control	Xon/Xoff (software)
IRQ & IO	Assigned by System	FIFO	128byte Hardware
Signal	RS-422: TxD+, TxD-, RxD+, RxD-, GND 4-wire RS-485: TxD+, TxD-, RxD+, RxD-, GND 2-wire RS-485: Data+, Data-, GND		
Protection	±15KV ESD protection for each signal Human Body Model (HBM) ±15KV IEC1000-4-2 Air Gap Discharge ±8KV IEC1000-4-2 Contact Discharge		
PCB Connector	DB78 Female		

Driver Support

Windows Client	Windows XP/Vista/7/8/8.1 (X86/X64)
Windows Server	Windows 2000 / 2003 / 2008 / 2008 R2 / 2012 / 2012 R2 (X86/X64)
Windows Embedded	Windows CE 4.2/5.0/6.0/XP Embedded/POSReady 2009/POSReady 7/ Embedded System 2009/Embedded Standard 7
Linux	Linux 2.4.x/2.6.x
DOS	DOS

Regulatory Approvals

Hardware	EN55022 Class B, EN55024, EN61000-3-2, EN61000-3-3, FCC Part 15 Class B, BSMI: CNS13438, C-Tick: CISPR22 AS/NZS, RoHS
Software	Microsoft WHQL Windows ◆ Windows Client: XP/Vista/7/8/8.1 (X86/X64) ◆ Windows Server: 2000 / 2003 / 2008 / 2008 R2 / 2012 / 2012 R2 (X86/X64)

Environment

Operation Temperature	0 to 70°C (32 to 158°F)
Operation Humidity	5 to 95% RH
Storage Temperature	-20 to 85°C (-4 to 185°F)

Dimension

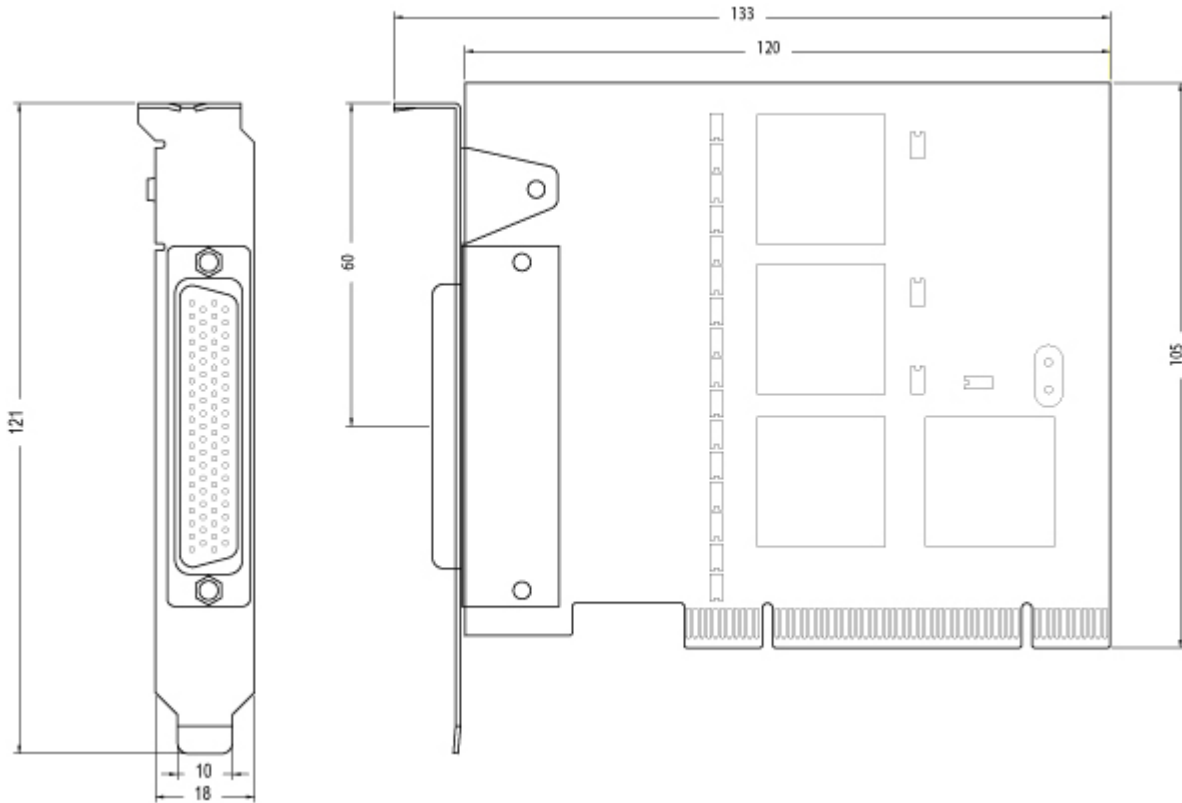
PCB Dimension	120 x 105 mm
Bracket	Standard 121 mm
Bracket Space	1



SUNIX

Mechanical Drawings(Unit = mm)

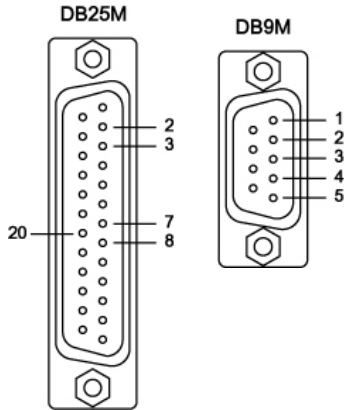
- Standard





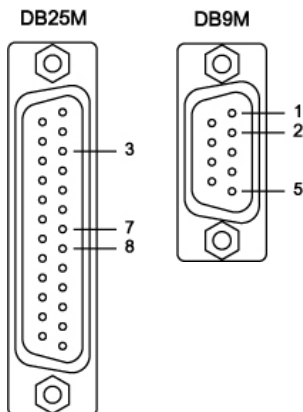
Pin Assignment

■ RS-422



PIN	DB25M	DB9M
TxD-	8	1
TxD+	3	2
RxD+	2	3
RxD-	20	4
GND	7	5

■ RS-485



PIN	DB25M	DB9M
Data--	8	1
Data+	3	2
GND	7	5

Packing List

- IPC-P2116 – 16-port RS-422/485 Universal PCI Serial Board
- Quick Installation Guide
- Software CD ROM
- DB78 to 16-port DB9 Male Connection Cable, 40 cm
- Low Profile Bracket

RS-422/485 Auto Detect & Switching Design

SUNIX developed a unique technology “Auto Detect & Switching RS-422/485, which can automatically detect the state of RS-422 full duplex or RS-485 half duplex and control the data transmitting and receiving wires at the same port without any jumper settings. This design gives users the convenience to change the communication mode setting without any system shut downs.



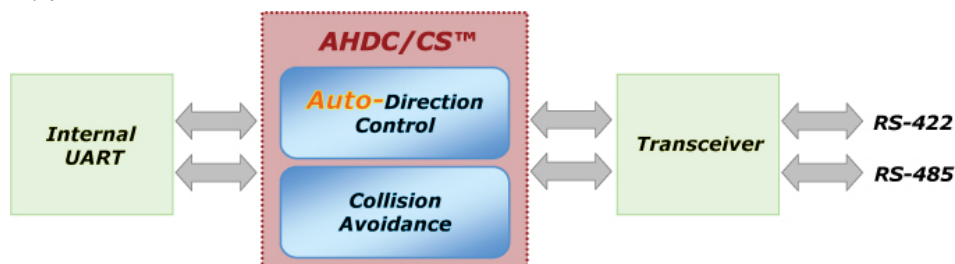
Ultra Low Power Consumption

Low power consumption is always a large part of the needs expressed by customers. Recently, low power consumption has become essential not only for system development but also for environmental reasons, and in fact low power consumption has become an ever larger part of the needs expressed by customers. SUNIX has pursued this issue via various approaches, as it seeks to provide special cell-bases ASICs that meet today’s challenging needs for lower power consumption during active and standby modes. According to our typical test result, SUNIX UART controller, SUN1999 costs 0.033W (3.3V@0.01A) power consumption under full-loading working condition.



AHDC/CS™ Technology

Since RS-485 is bidirectional which means the driver is turned on only when it needs to transmit some data, otherwise it is floating. SUNIX developed a new design to control the direction of driver (On or off) automatically which is called Auto Hardware Direction Control/Carrier Sense. AHDC/CS™ works on the same principle and only turns on the driver when UART needs to transmits some data; but the advantage is that AHDC/CS™ will check to see if the bus is idle or not before it starts transmission. If the bus is not idle (some data flows in the bus), then it will postpone the transmission of UART until the bus is idle. This is for the CS (carrier sense) part.



Ordering Information

Bus	Port	Connector	Baud Rate	ESD Protection	Surge Protection	Isolation Protection	Model No.
PCI Express	8	DB44 Female	921.6 Kbps	±15KV	-	-	IPC-E2108
					600W	2.5KV	IPC-E2108SI
	4	DB44 Female	921.6 Kbps	±15KV	-	-	IPC-E2104
					600W	2.5KV	IPC-E2104SI
	2	DB9 Male	921.6 Kbps	±15KV	-	-	IPC-E2102
					600W	2.5KV	IPC-E2102SI
PCI	16	DB78 Female	921.6 Kbps	±15KV	-	-	IPC-P2116
	8	DB44 Female	921.6 Kbps	±15KV	-	-	IPC-P2108
					600W	2.5KV	IPC-P2108SI
	4	DB44 Female	921.6 Kbps	±15KV	-	-	IPC-P2104
					600W	2.5KV	IPC-P2104SI
	2	DB9 Male	921.6 Kbps	±15KV	-	-	IPC-P2102
					600W	2.5KV	IPC-P2102SI
	PCI/104	8	5x2 Pin Header	921.6 Kbps	±15KV	-	-
600W						2.5KV	IPC-B2108SI
4		5x2 Pin Header	921.6 Kbps	±15KV	-	-	IPC-B2104
					600W	2.5KV	IPC-B2104SI
2		5x2 Pin Header	921.6 Kbps	±15KV	-	-	IPC-B2102
					600W	2.5KV	IPC-B2102SI